







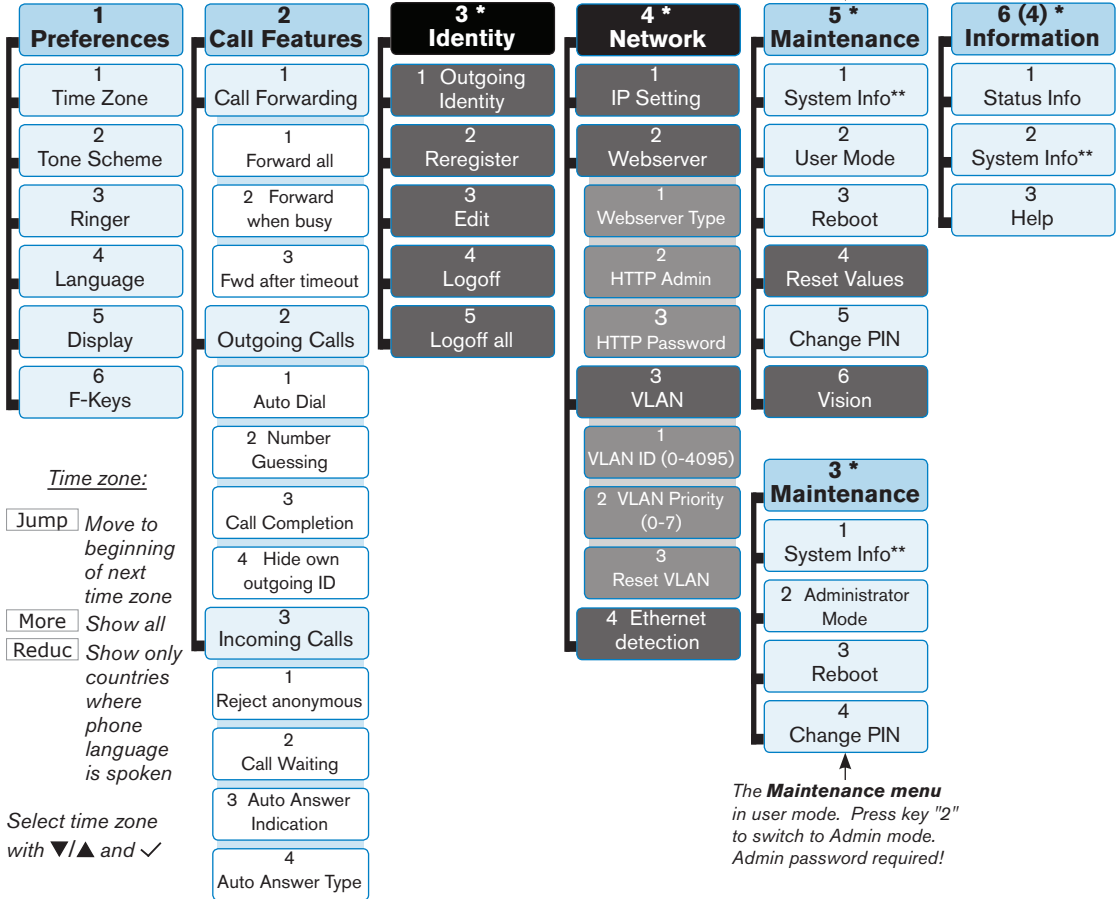


snom 320 Settings menu for FW v8.2 and higher

- Press  to open
- Press number key , , etc. to open submenus and settings
- Press / to select setting
- Press  to save selected setting
- Settings with On/Off or : Press  to change the status and save.

- Press X briefly to return to previous screen
- Press X for 2 seconds to return to the idle screen

The **Maintenance menu** in administrator mode.
Pressing key "2" will switch the phone to user mode!



The **Maintenance menu** in user mode. Press key "2" to switch to Admin mode. Admin password required!

* The submenus and the settings shaded **black and gray** are not available when the phone is running in user mode. The factory setting is administrator mode. The default administrator password is 0000 (4 x zero).

** System Info: Firmware version, **IP address**, MAC address, available + total memory